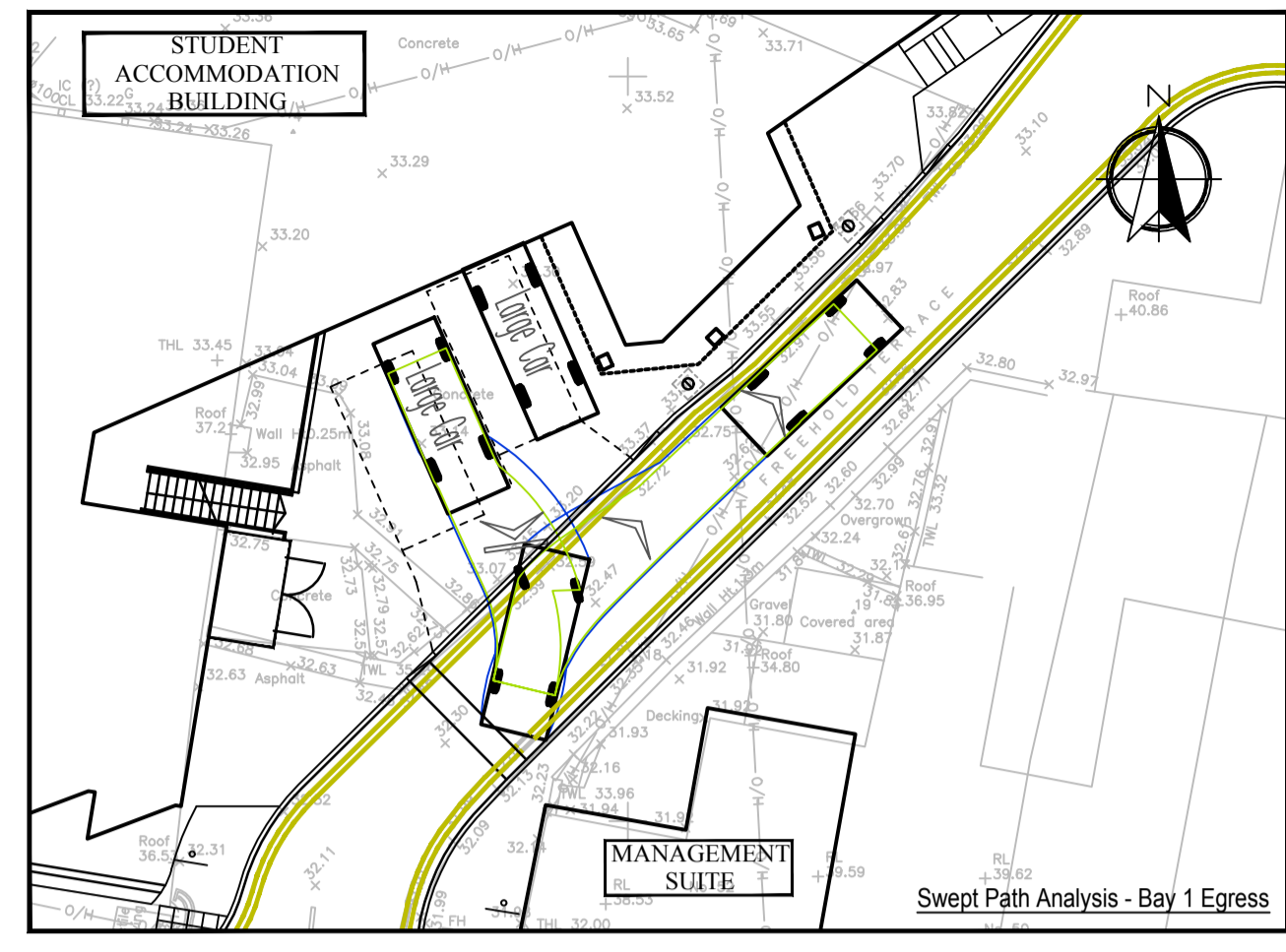
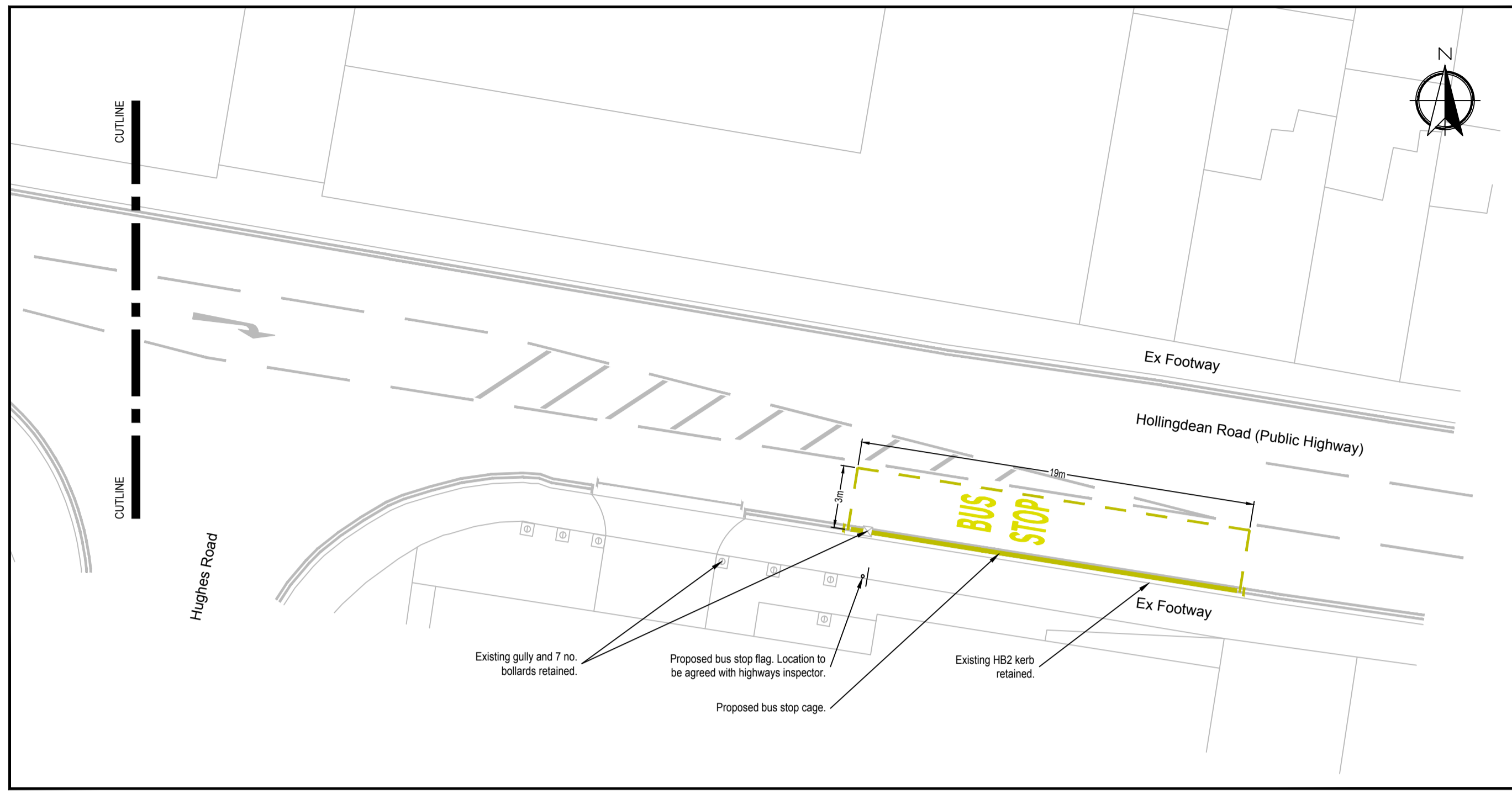


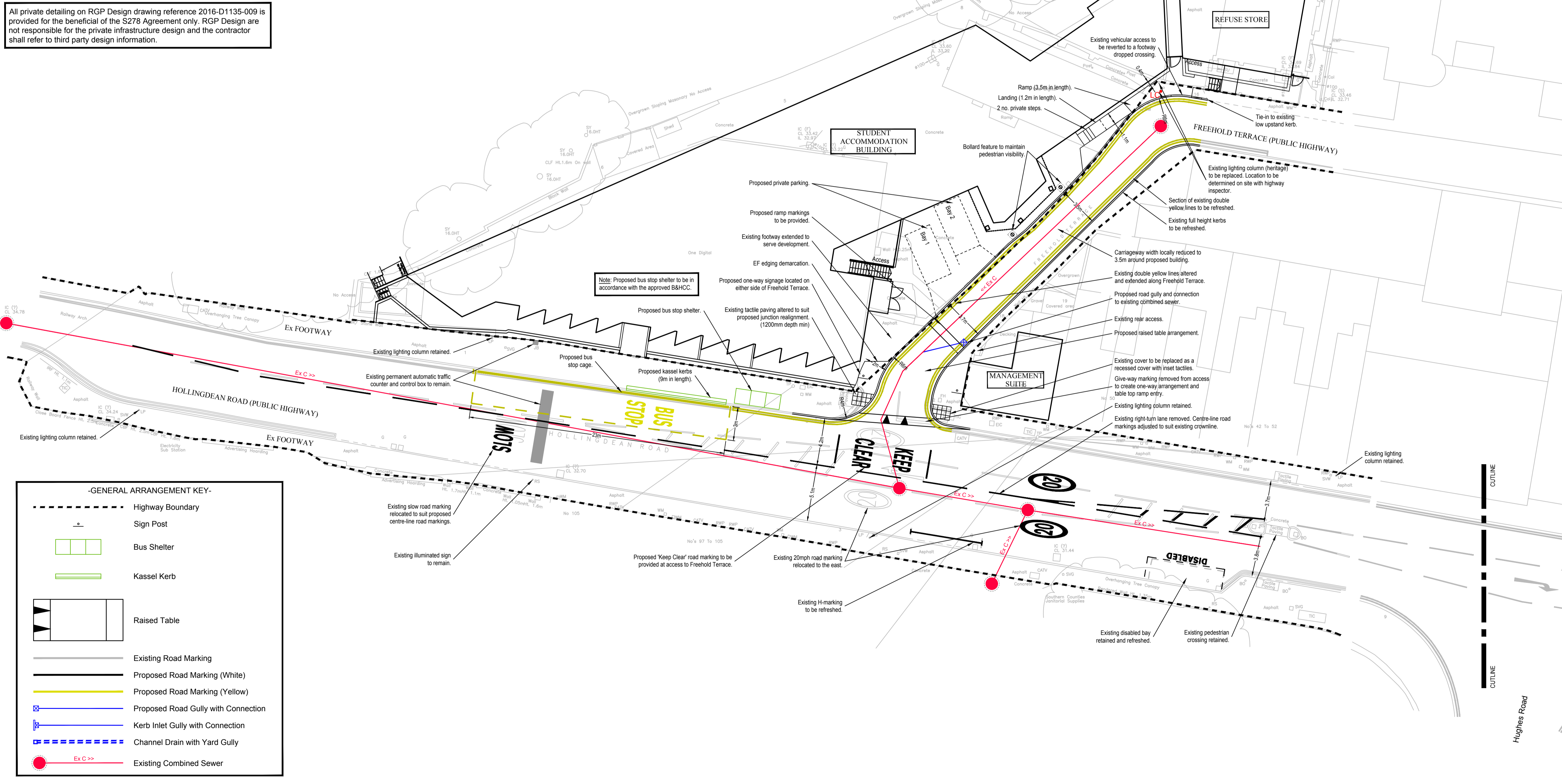
- This drawing is to be read in conjunction with all other RGP drawings, and with all relevant Architect's and Engineer's drawings and specification. Any discrepancies found are to be reported immediately to the Engineer.
- RGP accepts no responsibility for inaccuracies in data provided by third parties such as topographic surveys or Ordnance Survey mapping.
- Do not scale, work to figured dimensions only. All dimensions are in millimetres unless noted otherwise and all levels are in metres from the topographic survey datum.
- Any information given regarding existing underground services is given in good faith after consultation with the relevant authority, however accuracy is not certain. The main contractor is responsible for checking all information on site prior to work commencing and taking due care whilst undertaking the works.
- All dimensions to be checked on site. All details and dimensions relating to sub-contractors work must be checked and agreed between the sub-contractor or supplier and the general contractor.
- The electronic information from this drawing can not be guaranteed as dimensionally drawn exact. Figured dimensions must be used for setting out and detailing. RGP logos and company information must be removed from copies if information is re-used.
- The main contractor is responsible for the design of all temporary works, and is also responsible for the safe maintenance and stability of existing buildings at all times.
- The main contractor is responsible for dealing with all occurrences of ground water during the construction period.
- The contractor must comply with all current legislation relating to health & safety.
- All products specified shall be installed in strict accordance with the manufacturers recommendations and instructions. If there are discrepancies between that information and the details on any RGP drawings, the manufacturers instructions must be used.
- Contractor to confirm all invert levels where connections are proposed prior to commencing any drainage works. Contractor to commence drainage works at the point of discharge.

**Vehicle Profile**

Large Car Overall Length	4.988m
Overall Width	1.793m
Overall Body Height	1.502m
Min Body Ground Clearance	0.287m
Track Width	1.700m
Lock-to-lock time	4.00s
Curb to Curb Turning Radius	6.200m

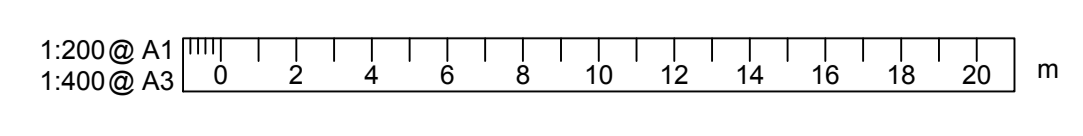


All private detailing on RGP Design drawing reference 2016-D1135-009 is provided for the beneficial of the S278 Agreement only. RGP Design are not responsible for the private infrastructure design and the contractor shall refer to third party design information.



**-GENERAL ARRANGEMENT KEY-**

	Highway Boundary
	Sign Post
	Bus Shelter
	Kassel Kerb
	Raised Table
	Existing Road Marking
	Proposed Road Marking (White)
	Proposed Road Marking (Yellow)
	Proposed Road Gully with Connection
	Kerb Inlet Gully with Connection
	Channel Drain with Yard Gully
	Existing Combined Sewer



Rev.	Date	Amendments	Drawn	Appr.
G	06/06/2017	B&HCC Comments 12/05/2017	SPB	MJA
F	11/05/2017	B&HCC landscape comments 05/17	RAA	MJA
E	18/04/2017	Street lighting column note updated	RAA	MJA
D	30/11/2016	B&HCC Comments dated 24/11/2016	RAA	MJA
C	07/11/2016	B&HCC Comments dated 14/10/2016	RAA	MJA
B	27/09/2016	B&HCC Comments dated 23/09/2016	RAA	MJA
A	10/07/2016	Extents updated issue for S278	RAA	MJA
-	15/06/2016	Original Issue	RAA	MJA

C:\Users\m.akenkova\Documents\Plot Styles\RGP-Logo-Design\_R08.jpg

**Transport Planning and Infrastructure Design Consultants**  
 Metro House, Northgate, Chichester, West Sussex, PO19 1BE  
 Tel: 01243 410418 Fax: 01483 861682 [www.rgp.co.uk](http://www.rgp.co.uk)

Client	Axiom Project Services		
Project	Hollingdean Road, Brighton, BN2 4AA		
Drawing Title	General Arrangement		
Scale	1:200	Drawn By	Checked By
		RAA	MJA
Approved By	MJA		
Date	June 2016	Drawing No.	2016-D1135-002
Rev.	G		

